


Memo to: Executive Directors
State and Territorial Medical Associations

From: John Whyte, MD, MPH 

Date: January 23, 2026

Subject: 2026 Constituent Society Delegate Apportionment

I am pleased to provide delegate apportionment figures for 2026. Under American Medical Association (AMA) Bylaws (§2.1 and subsections), states and territories (referred to as constituent associations) in the House of Delegates will be apportioned a total of 350 delegates, which is an increase of 29 delegates over 2025.

Delegate apportionment is based on official AMA membership records as of December 31, 2025, with one delegate apportioned for every 1,000 AMA members, or fraction thereof. The constituent association delegate apportionment table attached provides a state-by-state breakdown.

Those states that have endorsed regional medical student delegates or resident sectional delegates should be aware that these delegates are not reflected in the figures that appear in the constituent society apportionment table, but rather appear in separate tables, also attached. Regional medical student delegates and resident sectional delegates will be seated with their endorsing societies. **Student and resident alternate delegates substituting temporarily as a delegate will be seated in the space designated for the student or resident delegate endorsed by your society even though they are likely to have been endorsed by another society; please be sure your delegation is aware of this situation.** States are encouraged to include the students and resident delegates they have endorsed in delegation activities and communications.

The credentialing process for June's House of Delegates meeting will begin in early March. Under AMA bylaws, delegates and alternate delegates must be certified before *each* meeting. You will receive a separate communication regarding credentials.

Please ensure that your delegates and alternate delegates have renewed their AMA memberships for 2026. AMA bylaws specify that all delegates (§2.0.1.1) and alternate delegates (§2.8.1) must be AMA members, and individuals who are not members will not be included on a delegation roster. You will be notified of any discrepancies.

Questions about the delegate apportionment process or the credentialing process should be directed to Jeanne Uehling, Senior Director, Office of House of Delegates Affairs, at 312-464-4344 or by email to jeanne.uehling@ama-assn.org.

Attachments

Constituent Association Delegate Apportionment – 2026

Constituent Society	AMA Members as of 31 Dec 2024*	Actual Delegates 2025¹	AMA Members as of 31 Dec 2025*	Regular Delegate Apportionment 2026²	Delegates Under Bylaw 2.1.1.1.1³	Additional 2026 Delegate Allocation	2026 Delegate Allocation
Total	290,796	322	320,699	349	350	1	351
Alabama	3,838	4	3,936	4	4	0	4
Alaska	327	1	330	1	1	0	1
Arizona	4,136	5	4,337	5	5	0	5
Arkansas	1,926	2	2,021	3	3	0	3
California	36,006	37	44,888	45	45	0	45
Colorado	5,152	6	5,506	6	6	0	6
Connecticut	3,098	4	3,314	4	4	0	4
Delaware	855	1	871	1	1	0	1
District of Columbia	1,843	2	1,931	2	2	0	2
Florida	15,970	17	18,799	19	19	0	19
Georgia	6,098	7	6,105	7	7	0	7
Guam	19	1	20	1	1	0	1
Hawaii	1,081	2	1,082	2	2	0	2
Idaho	844	1	845	1	1	0	1
Illinois	11,110	12	12,130	13	13	0	13
Indiana	4,950	5	5,253	6	6	0	6
Iowa	3,224	4	3,697	4	4	0	4
Kansas	2,821	3	3,822	4	4	0	4
Kentucky	4,282	5	4,237	5	5	0	5
Louisiana	5,988	7	6,194	7	7	0	7
Maine	1,250	2	1,296	2	2	0	2
Maryland	5,267	6	5,299	6	6	0	6
Massachusetts	12,806	13	13,532	14	14	0	14
Michigan	13,136	14	12,594	13	14	0	14
Minnesota	4,683	5	4,802	5	5	0	5
Mississippi	2,748	3	2,820	3	3	0	3
Missouri	5,369	6	6,603	7	7	0	7
Montana	620	1	690	1	1	0	1
Nebraska	1,684	2	2,014	3	3	0	3
Nevada	1,896	2	2,263	3	3	0	3
New Hampshire	853	1	1,007	2	2	0	2
New Jersey	8,440	9	9,001	10	10	0	10
New Mexico	1,254	2	1,288	2	2	0	2
New York	22,864	23	27,285	28	28	0	28
North Carolina	5,395	6	5,794	6	6	0	6
North Dakota	1,315	2	1,337	2	2	0	2
Ohio	10,750	12	10,758	11	11	1 †	12
Oklahoma	3,393	4	3,319	4	4	0	4
Oregon	3,294	4	3,455	4	4	0	4
Pennsylvania	14,059	15	14,366	15	15	0	15
Puerto Rico	1,460	2	1,546	2	2	0	2
Rhode Island	1,070	2	1,606	2	2	0	2
South Carolina	3,392	4	3,891	4	4	0	4

Constituent Society	AMA Members as of 31 Dec 2024*	Actual Delegates 2025¹	AMA Members as of 31 Dec 2025*	Regular Delegate Apportionment 2026²	Delegates Under Bylaw 2.1.1.1.1³	Additional 2026 Delegate Allocation	2026 Delegate Allocation
South Dakota	1,316	2	1,359	2	2	0	2
Tennessee	5,132	6	5,799	6	6	0	6
Texas	21,053	22	24,087	25	25	0	25
Utah	2,093	3	2,096	3	3	0	3
Vermont	522	1	523	1	1	0	1
Virgin Islands	28	1	29	1	1	0	1
Virginia	6,776	7	6,783	7	7	0	7
Washington	5,779	6	6,352	7	7	0	7
West Virginia	1,820	2	1,883	2	2	0	2
Wisconsin	4,733	5	4,845	5	5	0	5
Wyoming	192	1	206	1	1	0	1
Other ⁴	786		853				

Notes:

- * Official year-end membership figures
- 1 This figure includes delegates allocated under §2.5 or other sections of the bylaws.
- 2 The regular apportionment of delegates is one delegate for each 1000 (or fraction thereof), active members of the AMA within the jurisdiction of each constituent association (§2.1.1 of the bylaws).
- 3 §2.1.1.1.1 of the bylaws permits constituent societies to retain delegates under some circumstances if membership information warrants a decrease from one year to the next.
Michigan is the only society for which this provision applies in 2026.
- 4 Other includes American Samoa, Fed States of Micronesia, Federal Services (APO, FPO), Northern Mariana Islands, Palau, Marshall Islands.
- † §2.5 of the bylaws provides an additional delegate for those societies represented by the individuals elected to be speaker and vice speaker.

**CONSTITUENT SOCIETIES ENDORSING
MEDICAL STUDENT SECTION REGIONAL DELEGATES AND ALTERNATE DELEGATES**

Region	State	Delegates	Alternate Delegates
1	California	3	
1	Colorado		1
1	Nevada		2
1	New Mexico		1
1	Oregon		1
1	Utah	1	
1	Washington	1	
2	Illinois	1	
2	Iowa	1	
2	Missouri	1	1
2	Nebraska		2
3	Arkansas	1	
3	Kansas	1	1
3	Mississippi		1
3	Oklahoma	1	
3	Texas	1	2
4	Florida	1	1
4	Georgia	1	1
4	South Carolina	1	1
4	Tennessee	1	1
5	Indiana	1	1
5	Ohio	1	2
5	West Virginia	1	
6	New Jersey	1	1
6	Pennsylvania	1	1
6	Virginia	1	1
7	Connecticut	1	1
7	Maine	1	
7	Massachusetts	1	2
7	New York	1	1

This table reflects information available as of January 23, 2026, and is subject to change.

Pursuant to American Medical Association Bylaws (§2.3 and subsections), medical student regional delegates and alternate delegates were elected utilizing a regional structure. The seven medical student regions are:

- Region 1: Alaska, Arizona, California, Colorado, Hawaii, Idaho, Montana, Nevada, New Mexico, North Dakota, Oregon, South Dakota, Utah, Washington, Wyoming.
- Region 2: Illinois, Iowa, Minnesota, Missouri, Nebraska, Wisconsin
- Region 3: Arkansas, Kansas, Louisiana, Mississippi, Oklahoma, Texas.
- Region 4: Alabama, Florida, Georgia, North Carolina, Puerto Rico, South Carolina, Tennessee.
- Region 5: Indiana, Kentucky, Michigan, Ohio, West Virginia.
- Region 6: Delaware, District of Columbia, Maryland, New Jersey, Pennsylvania, Virginia.
- Region 7: Connecticut, Maine, Massachusetts, New Hampshire, New York, Rhode Island, Vermont.

For 2026, 26 regional student delegates (and like number of alternate delegates) were apportioned according to year-end 2024 AMA medical student membership figures within a region, with a delegate being apportioned for every 2,000 student members in the region and additional delegates apportioned per Bylaw 2.3.2.

Medical Student Section regional delegates are “seated with the constituent association representing the jurisdiction within which such delegate’s educational program is located” (Bylaw 2.10.8). Alternate delegates substituting for a delegate shall be seated in the place of the delegate being temporarily replaced.

SOCIETIES ENDORSING RESIDENT AND FELLOW SECTIONAL DELEGATES


Endorsing Society	Delegates	Alternate Delegates
Aerospace Medical Association		1
American Academy of Emergency Medicine		2
American Academy of Family Physicians	1	
American Academy of Neurology	3	1
American Academy of Ophthalmology	1	
American Academy of Pediatrics	1	1
American Academy of Physical Medicine and Rehabilitation		1
American Association of Gynecologic Laparoscopists	1	
American Association of Public Health Physicians		1
American College of Emergency Physicians	2	1
American College of Legal Medicine	1	
American College of Nuclear Medicine		1
American College of Obstetricians and Gynecologists	1	2
American College of Surgeons	1	1
American College of Radiology	1	
American Medical Women's Association	1	
American Psychiatric Association	2	
American Society of Plastic Surgeons	1	
American Urological Association	2	
Association for Clinical Oncology	1	
California Medical Association	2	1
Colorado Medical Society	2	
Connecticut State Medical Society		1
Florida Medical Association	1	
Illinois State Medical Society	1	1
Kansas Medical Society	1	
Kentucky Medical Association		1
Massachusetts Medical Society	1	1
Medical Association of Georgia		1
Medical Association of the State of Alabama	1	
Michigan State Medical Society	1	
Minnesota Medical Association	1	2
Missouri State Medical Association	1	
Nebraska Medical Association	1	1
North American Neuromodulation Society	1	
Ohio State Medical Association	2	1
Oklahoma State Medical Association	1	3
Pennsylvania Medical Society		1
Society for Vascular Surgery	1	1
Texas Medical Association	2	
The Medical Society of the State of New York	1	
Wisconsin Medical Society	1	

This table reflects information available as of January 23, 2026, and is subject to change.

For 2026, Resident and Fellows were apportioned **42 sectional delegates (and like number of alternate delegates)** using year-end 2024 AMA resident and fellow membership figures, with a delegate being apportioned for every 2,000 members (AMA Bylaws, §2.4 and subsections).

Resident and fellow sectional delegates are to be seated with their endorsing society (AMA Bylaw, §2.10.9). Alternate delegates who are substituting for a delegate will sit with the society that endorsed the delegate for whom the alternate is substituting.

Memo to: Executive Directors
National Medical Specialty Societies

From: John Whyte, MD, MPH 

Date: January 23, 2026

Subject: 2026 Specialty Society Delegate Apportionment

I am pleased to provide delegate apportionment figures for 2026. The apportionment is based on official American Medical Association (AMA) membership records and Policy G-600.027, "Designation of Specialty Societies for Representation in the House of Delegates." Constituent associations have been apportioned 350 delegates for 2026 (not including one delegate slot for the Speaker per AMA Bylaw, §2.5). Consequently, 350 delegates were apportioned across the national medical specialty societies in the House of Delegates. Adjustments to the number of delegates have been made for a number of societies so that parity is maintained with constituent associations as called for in the bylaws.

Every society seated in the House of Delegates is entitled to one delegate, but the following 77 national specialty societies have more than one delegate (with a like number of alternate delegates):

Society	Delegates
AMDA-The Society for Post-Acute and Long-Term Care Medicine	2
AMSUS - The Society of Federal Health Professionals	2
American Academy of Child and Adolescent Psychiatry	2
American Academy of Dermatology Association	5
American Academy of Emergency Medicine	3
American Academy of Family Physicians	26
American Academy of Hospice and Palliative Medicine	2
American Academy of Neurology	4
American Academy of Ophthalmology	4
American Academy of Orthopaedic Surgeons	5
American Academy of Otolaryngology-Head and Neck Surgery	4
American Academy of Pediatrics	5
American Academy of Physical Medicine and Rehabilitation	3
American Academy of Sleep Medicine	2
American Association of Clinical Endocrinology	2
American Association of Clinical Urologists, Inc.	2
American Association of Gynecologic Laparoscopists	2
American Association of Hip and Knee Surgeons	2
American Association of Neurological Surgeons	2
American Association of Neuromuscular & Electrodiagnostic Medicine	2
American College of Allergy, Asthma and Immunology	2
American College of Cardiology	9
American College of Chest Physicians (CHEST)	3
American College of Emergency Physicians	9

Society	Delegates
American College of Gastroenterology	4
American College of Lifestyle Medicine	2
American College of Obstetricians and Gynecologists	14
American College of Occupational and Environmental Medicine	2
American College of Physicians	26
American College of Radiology	8
American College of Rheumatology	2
American College of Surgeons	14
American Gastroenterological Association	3
American Geriatrics Society	2
American Institute of Ultrasound in Medicine	2
American Psychiatric Association	9
American Roentgen Ray Society	3
American Society for Clinical Pathology	3
American Society for Dermatologic Surgery	3
American Society for Gastrointestinal Endoscopy	3
American Society for Radiation Oncology	2
American Society for Reproductive Medicine	2
American Society for Surgery of the Hand	2
American Society of Addiction Medicine	2
American Society of Anesthesiologists	8
American Society of Cataract and Refractive Surgery	2
American Society of Colon and Rectal Surgeons	2
American Society of Echocardiography	2
American Society of Hematology	2
American Society of Interventional Pain Physicians	2
American Society of Neuroradiology	2
American Society of Nuclear Cardiology	2
American Society of Plastic Surgeons	3
American Society of Regional Anesthesia and Pain Medicine	2
American Society of Retina Specialists	2
American Thoracic Society	2
American Urological Association	2
Association for Clinical Oncology	5
College of American Pathologists	4
Congress of Neurological Surgeons	2
Heart Rhythm Society	3
Infectious Diseases Society of America	2
International Pain and Spine Intervention Society	2
North American Spine Society	2
Radiological Society of North America	3
Renal Physicians Association	2
Society for Cardiovascular Angiography and Interventions	2
Society for Vascular Surgery	2
Society of American Gastrointestinal Endoscopic Surgeons	2
Society of Cardiovascular Computed Tomography	2
Society of Critical Care Medicine	2
Society of Hospital Medicine	3
Society of Interventional Radiology	2

Society	Delegates
Society of Thoracic Surgeons	2
The American Society of Breast Surgeons	2
The Endocrine Society	2
The Society of Laparoscopic and Robotic Surgeons	2

Remaining national medical specialty societies are each apportioned one delegate (and one alternate) for 2026. The net result is that there will be 350 specialty society delegates this year. Delegate apportionment figures for all specialty societies appear in the 2026 Specialty Society Delegate Apportionment table accompanying this memo. Included are the three societies expected to be seated in the House in June.

Several specialty societies have endorsed resident and fellow sectional representatives (§2.4 of the bylaws) and are listed in a second table below. The delegate numbers above and in the Specialty Society Delegate Apportionment table do not include these resident and fellow sectional delegates, but allowance will be made to seat them with their endorsing societies when meetings take place in person. You should note, however, that resident sectional alternate delegates substituting temporarily will be seated in the space designated for the resident endorsed by your society even though the alternate delegate is likely to have been endorsed by another society; please be sure your delegation is aware of this situation. Societies are encouraged to include the residents they have endorsed in delegation activities and communications.

Traditionally, delegates for national medical specialty societies with a single delegate have been seated in the House with the delegate's home state. Over the last few years, several specialty societies have indicated that they would like to be seated together, and these groupings will continue. **Other specialty society delegations that would like to be seated together in the House should notify Jeanne Uehling in writing no later than March 13, 2026.**

The credentialing process for the June meeting will begin in early March. Under AMA bylaws, delegates and alternate delegates must be certified before *each* meeting. Please ensure that your delegates and alternate delegates have renewed their AMA memberships for 2026. AMA bylaws specify that all delegates (§2.0.1.1) and alternate delegates (§2.8.1) must be AMA members, and individuals who are not members will not be included on a delegation roster. You will be notified of any discrepancies.

Questions about the delegate apportionment process or the credentialing process should be directed to Jeanne Uehling, Senior Director, Office of House of Delegates Affairs at 312-464-4344 or by email to jeanne.uehling@ama-assn.org.

Attachments

2026 SPECIALTY SOCIETY DELEGATE APPORTIONMENT

Specialty Society	Date of 5 year review ¹	Members at 5 year review	Additional Delegate†	A-26 delegates ²
Academy of Consultation-Liaison Psychiatry	A-24	378		1
Academy of Physicians in Clinical Research	A-22	146		1
Aerospace Medical Association	A-23	150		1
AMDA-The Society for Post-Acute and Long-Term Care Medicine	A-21	564		2
AMSUS - The Society of Federal Health Professionals	I-21	554		2
American Academy of Addiction Psychiatry	A-23	384		1
American Academy of Allergy, Asthma and Immunology	I-24	306		1
American Academy of Child and Adolescent Psychiatry	A-21	1,186		2
American Academy of Cosmetic Surgery	A-24	217		1
American Academy of Dermatology Association	A-23	3,748		5
American Academy of Emergency Medicine	A-25	1,727		3
American Academy of Facial Plastic and Reconstructive Surgery	A-23	162		1
American Academy of Family Physicians	A-23	24,706		26
American Academy of Hospice and Palliative Medicine	A-23	951		2
American Academy of Insurance Medicine	I-21	29		1
American Academy of Neurology	A-23	2,469		4
American Academy of Ophthalmology	I-23	3,058		4
American Academy of Orthopaedic Surgeons	I-23	3,461		5
American Academy of Otolaryngic Allergy Inc.	A-25	209		1
American Academy of Otolaryngology-Head and Neck Surgery	I-23	2,600		4
American Academy of Pain Medicine	I-23	154		1
American Academy of Pediatrics	I-23	4,020		5
American Academy of Physical Medicine and Rehabilitation	I-23	1,731		3
American Academy of Psychiatry and the Law	A-23	321		1
American Academy of Sleep Medicine	I-21	1,078		2
American Association for Geriatric Psychiatry	A-25	159		1
American Association for Hand Surgery	A-23	184		1
American Association for Thoracic Surgery	A-24	188		1
American Association of Clinical Endocrinology	A-21	541		2
American Association of Clinical Urologists, Inc.	A-23	1,092		2
American Association of Gynecologic Laparoscopists	A-24	1,370		2
American Association of Hip and Knee Surgeons*	A-26	784		2
American Association of Neurological Surgeons	I-23	689		2
American Association of Neuromuscular & Electrodiagnostic Medicine	I-22	545		2
American Association of Plastic Surgeons	A-25	153		1
American Association of Public Health Physicians	A-24	64		1
American Clinical Neurophysiology Society	A-23	101		1
American College of Allergy, Asthma and Immunology	A-24	577		2
American College of Cardiology	I-24	7,932		9
American College of Chest Physicians (CHEST)	I-24	1,660		3
American College of Emergency Physicians	I-24	8,252		9
American College of Gastroenterology	I-24	2,660		4
American College of Legal Medicine	A-25	94		1
American College of Lifestyle Medicine	A-24	974		2
American College of Medical Genetics and Genomics	A-21	339		1
American College of Medical Quality	A-24	54		1
American College of Mohs Surgery	A-25	252		1
American College of Nuclear Medicine	I-24	46		1
American College of Obstetricians and Gynecologists	A-25	12,471		14
American College of Occupational and Environmental Medicine	I-25	568		2
American College of Physicians	A-25	24,924		26
American College of Preventive Medicine	A-25	376		1

Specialty Society	Date of 5 year review ¹	Members at 5 year review	Additional Delegate†	A-26 delegates ²
American College of Radiation Oncology	A-21	267		1
American College of Radiology	A-25	7,122		8
American College of Rheumatology	I-22	957		2
American College of Surgeons	A-25	11,471	†	14
American Contact Dermatitis Society	A-22	313		1
American Epilepsy Society*	A-26	389		1
American Gastroenterological Association	I-25	1,604		3
American Geriatrics Society	I-25	578		2
American Hernia Society	A-22	217		1
American Institute of Ultrasound in Medicine	A-21	918		2
American Orthopaedic Association	I-25	331		1
American Orthopaedic Foot and Ankle Society	A-21	212		1
American Psychiatric Association	I-25	7,646		9
American Rhinological Society	A-23	105		1
American Roentgen Ray Society	I-25	2,214		3
American Society for Aesthetic Plastic Surgery	A-23	359		1
American Society for Clinical Pathology	A-21	1,948		3
American Society for Dermatologic Surgery	I-22	1,921		3
American Society for Gastrointestinal Endoscopy	I-21	1,640		3
American Society for Laser Medicine and Surgery, Inc	A-25	323		1
American Society for Metabolic and Bariatric Surgery	A-25	381		1
American Society for Radiation Oncology	I-22	860		2
American Society for Reconstructive Microsurgery	A-24	158		1
American Society for Reproductive Medicine	A-22	487		2
American Society for Surgery of the Hand	I-22	488		2
American Society of Addiction Medicine	A-23	818		2
American Society of Anesthesiologists	A-21	7,001		8
American Society of Cataract and Refractive Surgery	A-21	1,013		2
American Society of Colon and Rectal Surgeons	A-21	685		2
American Society of Cytopathology	A-25	340		1
American Society of Dermatopathology	A-21	336		1
American Society of Echocardiography	A-23	1,140		2
American Society of Hematology	A-23	1,025		2
American Society of Interventional Pain Physicians	A-24	605		2
American Society of Maxillofacial Surgeons	I-22	56		1
American Society of Neuroradiology	A-21	1,017		2
American Society of Neuroimaging*	A-26	101		1
American Society of Nuclear Cardiology	I-25	1,308		2
American Society of Ophthalmic Plastic and Reconstructive Surgery	A-23	154		1
American Society of Plastic Surgeons	I-21	1,716		3
American Society of Regional Anesthesia and Pain Medicine	A-22	955		2
American Society of Retina Specialists	A-25	467		2
American Society of Transplant Surgeons	A-23	195		1
American Thoracic Society	A-22	1,304		2
American Urological Association	I-21	1,015		2
American Vein & Lymphatic Society	A-25	238		1
American Venous Forum	A-24	115		1
Association of Academic Physiatrists	A-24	162		1
Association of Academic Radiology	A-24	274		1
Association for Clinical Oncology	I-22	3,907		5

Specialty Society	Date of 5 year review ¹	Members at 5 year review	Additional Delegate†	A-26 delegates ²
College of American Pathologists	A-22	2,887		4
Congress of Neurological Surgeons	A-22	773		2
Heart Rhythm Society	A-25	1,524		3
Infectious Diseases Society of America	A-24	964		2
International College of Surgeons - US Section	A-22	169		1
International Pain and Spine Intervention Society	A-23	625		2
International Society for the Advancement of Spine Surgery	I-24	105		1
International Society of Hair Restoration Surgery	A-23	100		1
National Association of Medical Examiners	I-24	193		1
North American Neuromodulation Society	A-23	247		1
North American Neuro-Ophthalmology Society	A-23	108		1
North American Spine Society	I-21	1,100		2
Obesity Medicine Association	A-21	402		1
Outpatient Endovascular and Interventional Society	A-22	101		1
Radiological Society of North America	I-22	1,741		3
Renal Physicians Association	A-21	481		2
Society for Cardiovascular Angiography and Interventions	A-22	745		2
Society for Cardiovascular Magnetic Resonance	A-23	254		1
Society for Investigative Dermatology, Inc.	A-22	226		1
Society for Pediatric Dermatology	A-24	154		1
Society for Vascular Surgery	I-22	562		2
Society of American Gastrointestinal Endoscopic Surgeons	I-22	862		2
Society of Cardiovascular Computed Tomography	I-25	473		2
Society of Critical Care Medicine	A-21	1,404		2
Society of Hospital Medicine	A-25	2,169		3
Society of Interventional Radiology	A-21	679		2
Society of Nuclear Medicine and Molecular Imaging	I-23	302		1
Society of Thoracic Surgeons	I-22	1,101		2
The American Society of Breast Surgeons	A-25	479		2
The Endocrine Society	A-23	1,367		2
The Society of Laparoscopic and Robotic Surgeons	A-24	520		2
The Triological Society	I-25	108		1
Undersea and Hyperbaric Medical Society	A-25	89		1

* Society expected to be seated at the June 2026 HOD Meeting

Elements of 2026 specialty society delegate apportionment

National specialty societies currently seated in House of Delegates	132
Societies expected to be seated in June	3
Specialty delegates apportioned at 1 per 1000 AMA members	295
Delegates apportioned to constituent associations under Bylaw 2.1.1	350
Additional specialty delegates apportioned per Policy G-600.027	55

Notes:

¹ Membership counts are taken from the most recently available data, typically the most recent five-year review.

² Includes additional delegates apportioned under Policy G-600.027.

† Additional delegate awarded under bylaw §2.5 which provides for an additional delegate for a society represented by the Speaker or Vice Speaker.

SOCIETIES ENDORSING RESIDENT AND FELLOW SECTIONAL DELEGATES


Endorsing Society	Delegates	Alternate Delegates
Aerospace Medical Association		1
American Academy of Emergency Medicine		2
American Academy of Family Physicians	1	
American Academy of Neurology	3	1
American Academy of Ophthalmology	1	
American Academy of Pediatrics	1	1
American Academy of Physical Medicine and Rehabilitation		1
American Association of Gynecologic Laparoscopists	1	
American Association of Public Health Physicians		1
American College of Emergency Physicians	2	1
American College of Legal Medicine	1	
American College of Nuclear Medicine		1
American College of Obstetricians and Gynecologists	1	2
American College of Surgeons	1	1
American College of Radiology	1	
American Medical Women's Association	1	
American Psychiatric Association	2	
American Society of Plastic Surgeons	1	
American Urological Association	2	
Association for Clinical Oncology	1	
California Medical Association	2	1
Colorado Medical Society	2	
Connecticut State Medical Society		1
Florida Medical Association	1	
Illinois State Medical Society	1	1
Kansas Medical Society	1	
Kentucky Medical Association		1
Massachusetts Medical Society	1	1
Medical Association of Georgia		1
Medical Association of the State of Alabama	1	
Michigan State Medical Society	1	
Minnesota Medical Association	1	2
Missouri State Medical Association	1	
Nebraska Medical Association	1	1
North American Neuromodulation Society	1	
Ohio State Medical Association	2	1
Oklahoma State Medical Association	1	3
Pennsylvania Medical Society		1
Society for Vascular Surgery	1	1
Texas Medical Association	2	
The Medical Society of the State of New York	1	
Wisconsin Medical Society	1	

This table reflects information available as of January 23, 2026, and is subject to change.

For 2026, Resident and Fellows were apportioned **42 sectional delegates (and like number of alternate delegates)** using year-end 2024 AMA resident and fellow membership figures, with a delegate being apportioned for every 2,000 members (AMA Bylaws, §2.4 and subsections).

Resident and fellow sectional delegates are to be seated with their endorsing society (AMA Bylaw, §2.10.9). Alternate delegates who are substituting for a delegate will sit with the society that endorsed the delegate for whom the alternate is substituting.

Memo to: Surgeons General, Federal Services
Chief Medical Director, Department of Veterans Affairs
Executive Directors, Professional Interest Medical Associations
Executive Director, American Medical Women's Association
Executive Director, American Osteopathic Association
Executive Director, National Medical Association
Secretaries, AMA Sections

From: John Whyte, MD, MPH 

Date: January 23, 2026

Subject: 2026 Delegate Apportionment

Under our American Medical Association (AMA) bylaws (§2.6), the federal services (Air Force, Army, Navy, Public Health Service and the VA), American Medical Women's Association, American Osteopathic Association, National Medical Association, and professional interest medical associations are each allotted one delegate (and one alternate) as are AMA sections.

Please ensure that your delegates and alternate delegates have renewed their AMA memberships for 2026. AMA bylaws specify that all delegates (§2.0.1.1) and alternate delegates (§2.8.1) must be AMA members, and individuals who are not members will not be included on a delegation roster. You will be notified of any discrepancies.

Organizations who have endorsed resident and fellow sectional representatives (§2.4 of the bylaws) are listed in the table below. Allowance will be made to seat them with their endorsing societies when meetings take place in person. You should note, however, that resident sectional alternate delegates substituting temporarily will be seated in the space designated for the resident endorsed by your organization even though the alternate delegate is likely to have been endorsed by another society; please be sure your delegation is aware of this situation. Organizations are encouraged to include the residents they have endorsed in delegation activities and communications.

The credentialing process for the June meeting will begin in early March. Under AMA bylaws, delegates and alternate delegates must be certified before *each* meeting.

Questions about the delegate apportionment process or the credentialing process should be directed to Jeanne Uehling, Director, Office of House of Delegates Affairs at 312-464-4344 or by email to jeanne.uehling@ama-assn.org.

SOCIETIES ENDORSING RESIDENT AND FELLOW SECTIONAL DELEGATES

Endorsing Society	Delegates	Alternate Delegates
Aerospace Medical Association		1
American Academy of Emergency Medicine		2
American Academy of Family Physicians	1	
American Academy of Neurology	3	1
American Academy of Ophthalmology	1	
American Academy of Pediatrics	1	1
American Academy of Physical Medicine and Rehabilitation		1
American Association of Gynecologic Laparoscopists	1	
American Association of Public Health Physicians		1
American College of Emergency Physicians	2	1
American College of Legal Medicine	1	
American College of Nuclear Medicine		1
American College of Obstetricians and Gynecologists	1	2
American College of Surgeons	1	1
American College of Radiology	1	
American Medical Women's Association	1	
American Psychiatric Association	2	
American Society of Plastic Surgeons	1	
American Urological Association	2	
Association for Clinical Oncology	1	
California Medical Association	2	1
Colorado Medical Society	2	
Connecticut State Medical Society		1
Florida Medical Association	1	
Illinois State Medical Society	1	1
Kansas Medical Society	1	
Kentucky Medical Association		1
Massachusetts Medical Society	1	1
Medical Association of Georgia		1
Medical Association of the State of Alabama	1	
Michigan State Medical Society	1	
Minnesota Medical Association	1	2
Missouri State Medical Association	1	
Nebraska Medical Association	1	1
North American Neuromodulation Society	1	
Ohio State Medical Association	2	1
Oklahoma State Medical Association	1	3
Pennsylvania Medical Society		1
Society for Vascular Surgery	1	1
Texas Medical Association	2	
The Medical Society of the State of New York	1	
Wisconsin Medical Society	1	

This table reflects information available as of January 23, 2026, and is subject to change.

For 2026, Resident and Fellows were apportioned **42 sectional delegates (and like number of alternate delegates)** using year-end 2024 AMA resident and fellow membership figures, with a delegate being apportioned for every 2,000 members (AMA Bylaws, §2.4 and subsections).

Resident and fellow sectional delegates are to be seated with their endorsing society (AMA Bylaw, §2.10.9). Alternate delegates who are substituting for a delegate will sit with the society that endorsed the delegate for whom the alternate is substituting.