



MEMBERSHIP
MOVES
MEDICINE™

Qualified Clinical Data Registries (QCDRs)

2017 - 2019 Update

MACRA and MIPS

- The Medicare Access and CHIP Reauthorization Act of 2015 (MACRA) resulted in the merger of several existing quality programs into a single system where Medicare physicians and other clinicians have a chance to be rewarded for better care. Two paths were established for participants in the Quality Payment Program (QPP):
 - Merit-based Incentive Payment System (MIPS)
 - Advanced Alternative Payment Models (APMs)
- Under MIPS, there are four performance categories– Quality, Clinical Practice Improvement Activities (“Improvement Activities”), meaningful use of certified EHR technology (referred to as “Advancing Care Information”), and Resource Use (referred to as “Cost”).

CMS definition: Qualified Clinical Data Registry (QCDR)

- Under MIPS, there are several data submission methods, one of which is a Qualified Clinical Data Registry (QCDR).
- A Centers for Medicare & Medicaid Services (CMS)-approved QCDR is an entity that collects clinical data from MIPS clinicians (both individual and groups) and submits it to CMS on their behalf for purposes of MIPS.
- The QCDRs differ from qualified registries in that they are not limited to using only measures within the QPP.
- QCDRs can develop and submit for CMS approval QCDR measures (formally referred to as non-MIPS measures in the CY 2017 QPP final rule).

Methodology

- The CMS website lists the QCDRs and QCDR non-MIPS measures that are approved by CMS.
- QCDRs may report data (measures and/or activities) for the Quality, Advancing Care Information, and Improvement Activities performance categories, on behalf of individual MIPS clinicians and groups (depending on the QCDR) for the MIPS performance period.

2017 Overview - 112 QCDRs

Individual and Group	102
Measure Categories	
Quality	112
Improvement Activities	100
Promoting Interoperability	80
eCQMs	74
QCDR Measures	76

Type of Steward	
Association/Society	40
Commercial	54
Improvement Organizations/Other	18
Cost to Participate	
Free to members/\$0	28
\$1 - \$299	22
\$300-\$499	30
\$500+	28

2018 Overview - 144 QCDRs

Individual and Group	131
Measure Categories	
Quality	144
Improvement Activities	125
Promoting Interoperability	106
eQMs	87
QCDR Measures	101

Type of Steward	
Association/Society	43
Commercial	78
Improvement Organizations/Other	23
Cost to Participate	
Free to members/\$0	34
\$1 - \$299	38
\$300-\$499	41
\$500+	31

2017 QPP Performance – QCDR specific

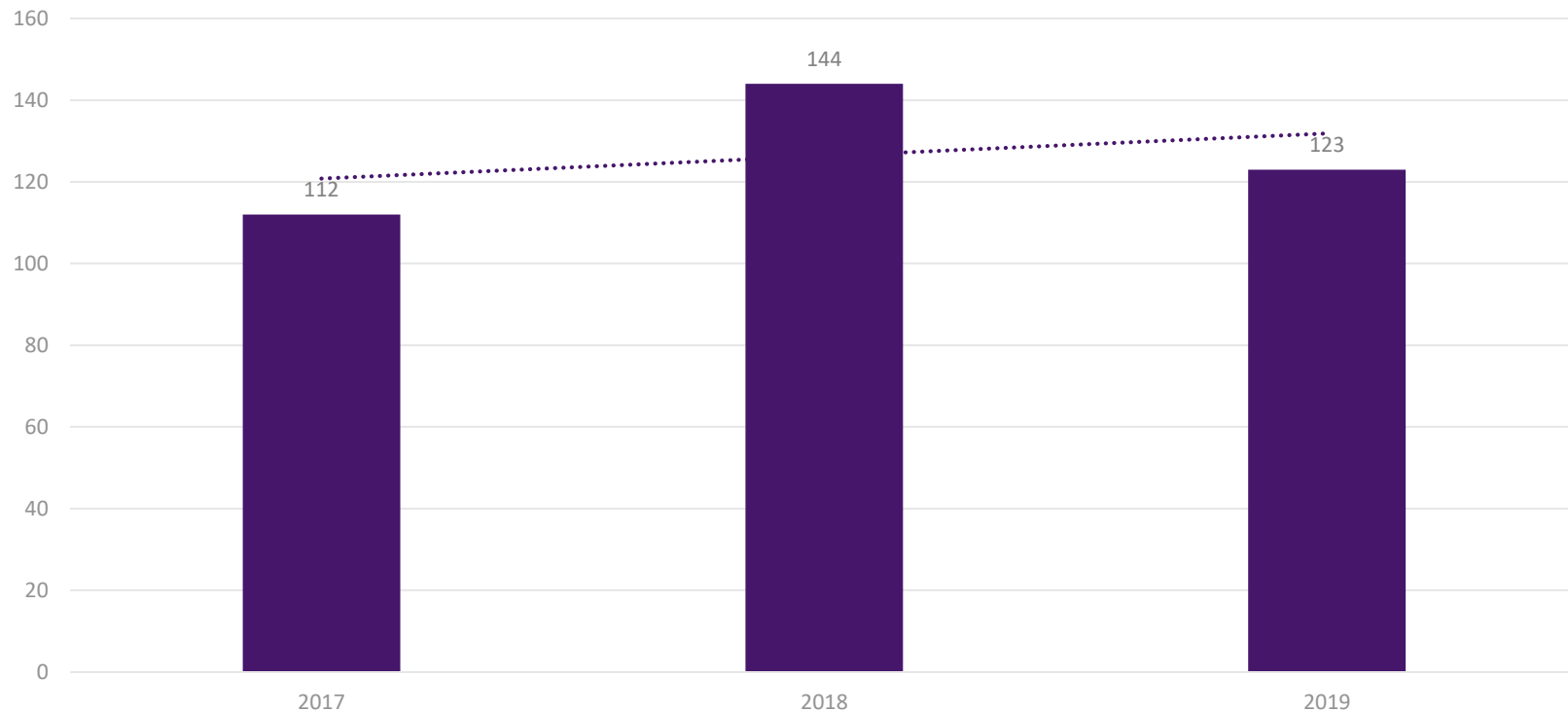
- In 2017, there were six different methods based on the MIPS performance categories by which MIPS eligible clinicians reporting either individually or as a part of a group could submit data to CMS – QCDRs were one of these
- There were 271 QPP measures available and an additional **610 QCDR measures** from which at least one reported measure was required to be an outcome or high-priority measure (if an outcome is not available).
- CMS partnered with the developer community to create a submissions API that allowed Registries, QCDRs, and EHR vendors to submit data directly to CMS for the Quality, Improvement Activities, and Advancing Care Information categories.
- When data were sent via the submissions API, CMS provided immediate, clear, and actionable feedback to users, confirming that data were reported successfully and providing a preliminary performance score.

2019 Overview - 123 QCDRs

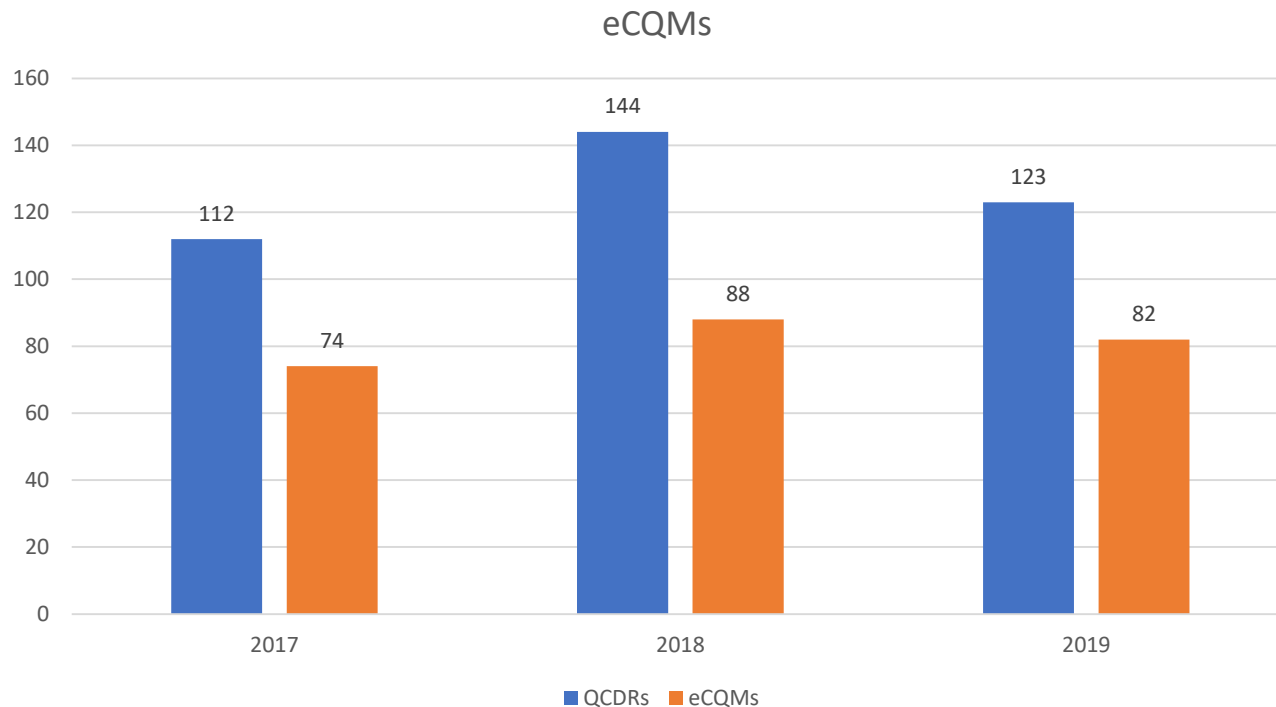
Individual and Group	115
Measure Categories	
Quality	123
Improvement Activities	111
Promoting Interoperability	92
eQCMs	82
QCDR Measures	82

Type of Steward	
Association/Society	39
Commercial	50
Improvement Organizations/Other	34
Cost to Participate	
Free to members/\$0	31
\$1 - \$299	29
\$300-\$499	30
\$500+	33

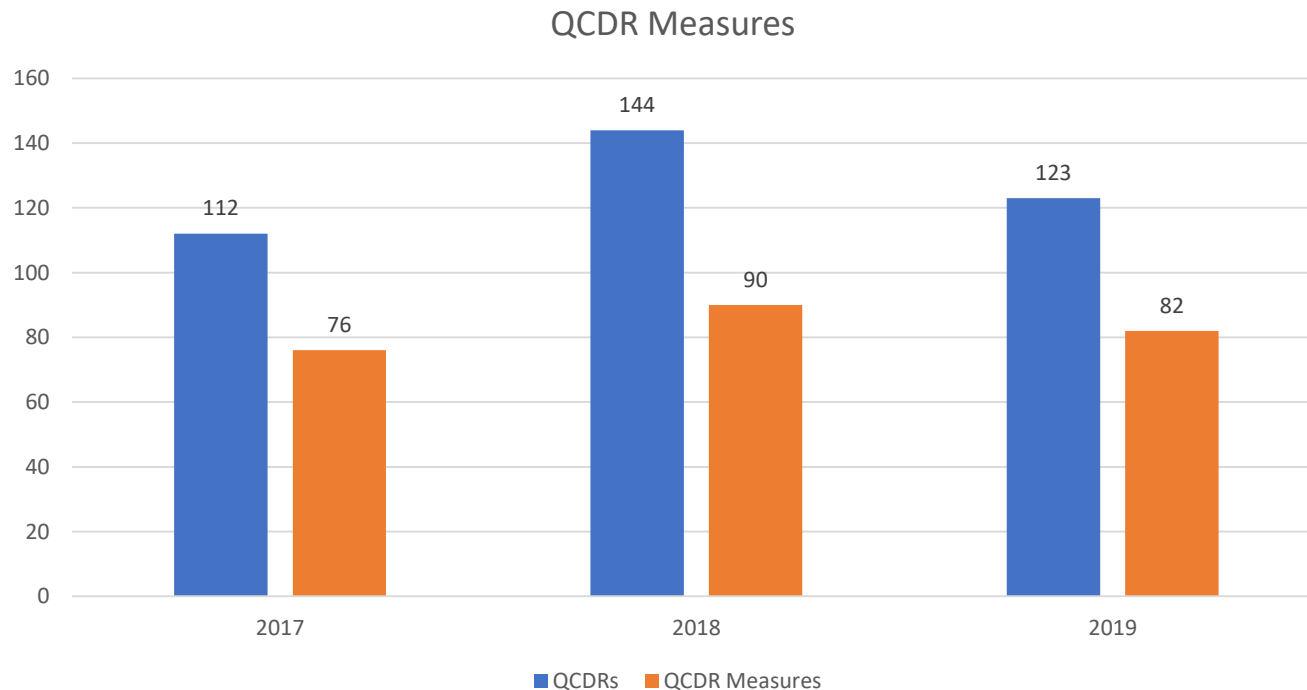
Has Interest in QCDRs Peaked?



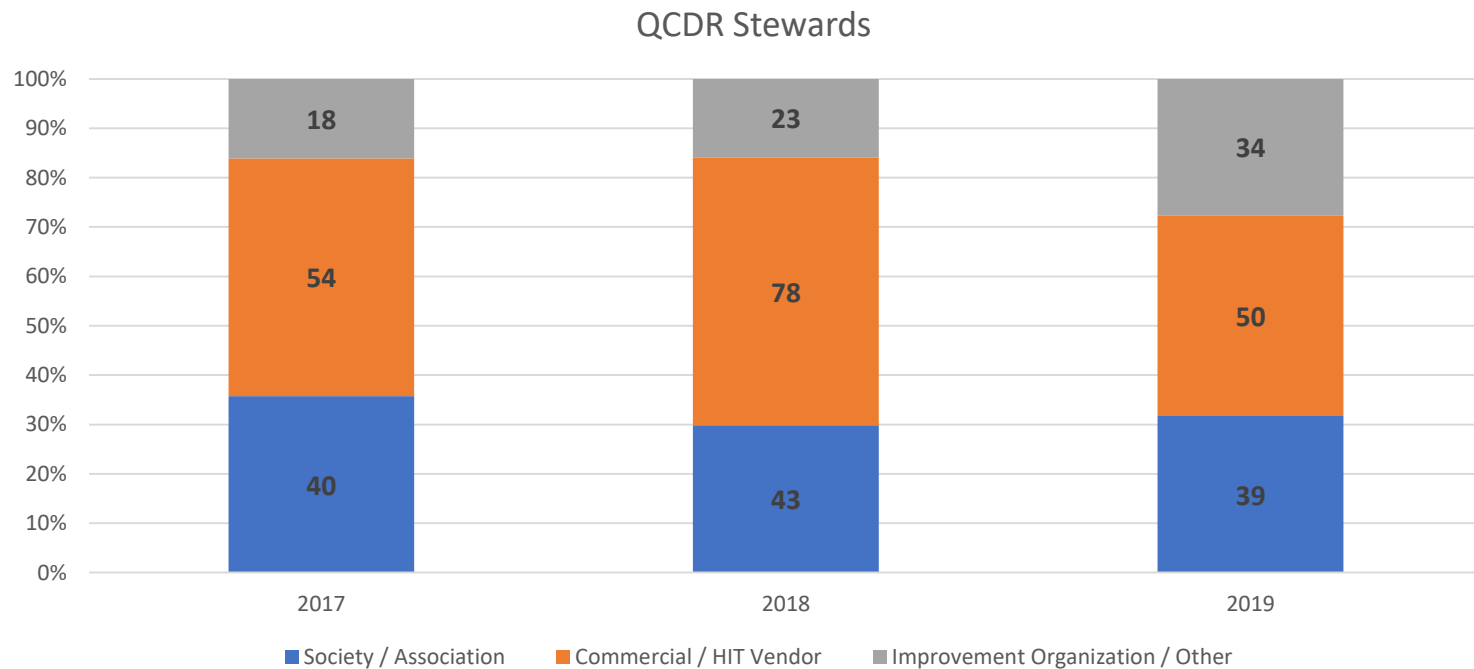
Electronic Clinical Quality Measures (eCQMs)



QCDR Measures



QCDR Stewards





Trends

Trends

- Reporting patterns
 - 100% of QCDRs report Quality Measures (required)
 - Approximately 88% of QCDRs report Improvement Activities - holding steady
 - Approximately 73% of QCDRs report Promoting Interoperability - rising slightly (71% to 75%)
- QCDR Stewards
 - 2017: 50/50 between Commercial and Associations/Societies/Other
 - 2018: majority of QCDRs had commercial stewards
 - 2019: fewer commercial vendors are participating

Your **MISSION** is *Our* **MISSION**

